




# Made for God



**A Biblical Guide  
To Explaining the**



**to Your Child.**



See the back for some tips

# God made **your body** and **it is special**



Gen 1:26-27

Then God said, "Let us make man in our image, in our likeness, and let them rule over the fish of the sea and the birds of the air, over the livestock, over all the earth, and over all the creatures that move along the ground."

So God created man in his own image, in the image of God he created him; male and female he created them.

Gen 2:7

The Lord God formed the man from the dust of the ground and breathed into his nostrils the breath of life, and the man became a living being.



Ps 139:13-14

For you created my inmost being; you knit me together in my mother's womb. I praise you because I am fearfully and wonderfully made;

**Because God made you—you are special!**



What is the best gift you ever received?

Your body is a special gift from God and is even more special than the best gift you ever received. You should take care of your body and treat it well just like you would any gift you really liked.

Because your body is your own, no one else has a right to touch you or do anything to you unless you let them. You also do not have the right to touch or do anything else to someone unless they let you. Your body is your special gift from God and it belongs to only you and God.



Ask your child if they have any questions?

# God made **boys** and **girls** different

Gen 2:20-23

So the man gave names to all the livestock, the birds of the air and all the beasts of the field. But for Adam no suitable helper was found.

So the Lord God caused the man to fall into a deep sleep; and while he was sleeping, he took one of the man's ribs and closed up the place with flesh. Then the Lord God made a woman from the rib he had taken out of the man, and he brought her to the man.



The man said, "This is now bone of my bones and flesh of my flesh; she shall be called 'woman,' for she was taken out of man."



What do you think are some differences between boys and girls?

### Girls and Boys have different roles:

Boys grow up to be dads and grandpas

Girls grow up to be moms and grandmas

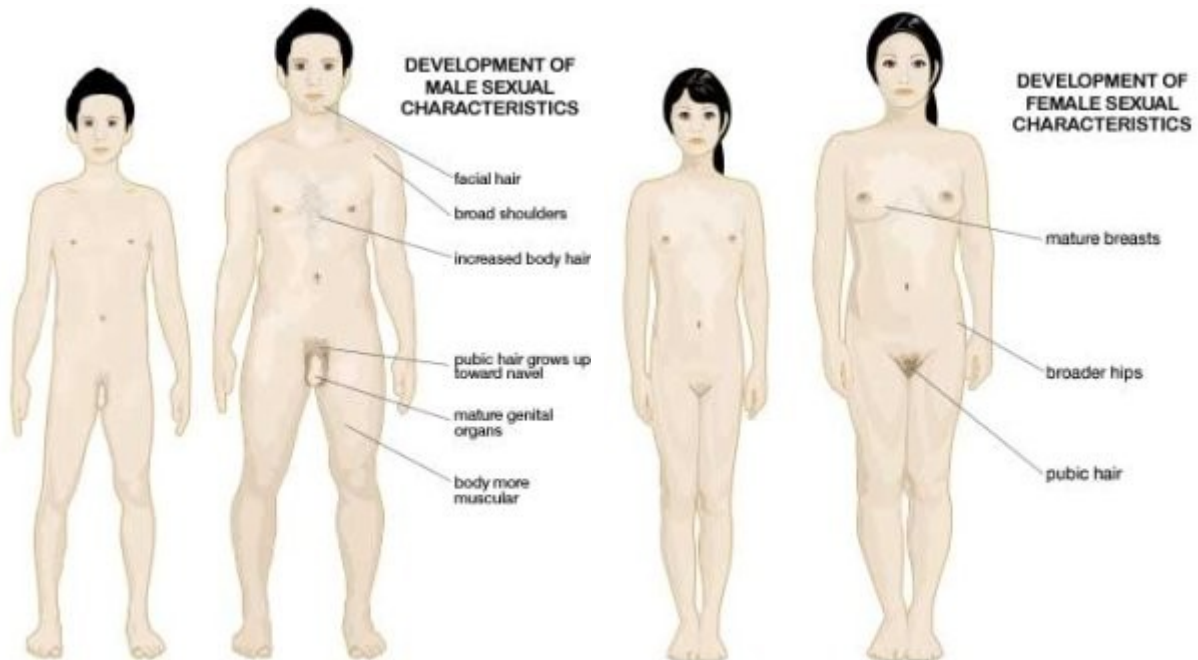
Boys are brothers and uncles

Girls are sisters and aunts



### Girls look a little different than Boys:


If you are talking to a girl you may want to cover up the picture of the man and vice versa. Explain the physical differences between boys and girls. This will all depend on how comfortable you are with your child seeing both visuals. Take the time to talk to your child about how their body will change as they grow. Do not use euphemisms for the different body parts or you may unintentionally convey to your child shame surrounding their genitals. You can also talk about how their bodies will change as they go through puberty.



# Babies come from God and are to be the result of marriage and love.

Gen 2:24 and Mark 10:9 - Paraphrased

A man will leave his father and mother and be united to his wife, and they will become one flesh. So what God has joined together man should not separate.



When a man and woman commit to loving each other they enter into marriage. *(give examples, i.e. like mommy and daddy or grandpa and grandma)*. Marriage means that a man and woman have made a commitment (promise) to each other and God.



Mal 2:14-15—Paraphrase

The Lord is acting as the witness between you and the wife of your youth. He has made them one?

Eph 5:28-29

In the same way that Jesus loves us, husbands ought to love their wives as their own bodies. He who loves his wife loves himself.

When a man and women commit to love each other and get married they have sex (they become one flesh). Sex is when a man places his penis into a woman's vagina. Something from a man's body called sperm comes out of the penis and unites with something in the woman's body called an egg. God uses that to create a baby.

Sex should only occur between a husband and wife!

1 Cor 6:13-14

The body is not meant for sexual immorality (fornication), but for the Lord, and the Lord for the body.


Fornication = Voluntary sex between individuals who are not married



## Because men and women are different we practice **modesty**.

Remember how we said that your body is a special gift from God. Well part of taking care of your body means that you don't share it with anyone except your wife or husband.

- We keep our privates (butts, penis, vagina, breasts) covered up so others don't see them. These parts of our bodies are reserved only for our husband and wife to see.
- When we don't keep our bodies properly clothed it can lead others to think bad and even harmful thoughts about us.
- When others don't keep themselves clothed properly it can tempt us to think bad thoughts about them.



WILL YOU PLEASE PICK UP ALL YOUR CLOTHES?

10-06-2006

Gen 3:7

Then the eyes of both of them were opened, and they realized they were naked; so they sewed fig leaves together and made coverings for themselves.

Gen 3:21-22

The Lord God made garments of skin for Adam and his wife and clothed them.

1 Cor 3:16-17

(see also 1Cor 6:18)

Don't you know that you yourselves are God's temple and that God's Spirit lives in you?

**Tips for the talk:**

- Recommended age to talk to your child is 8 to 9 years old. If you wait longer than that your child will have already learned from their peers and other sources and it is likely what they learned will not be a Biblical perspective.
  
- Try not to be nervous. If your kids sense you are nervous about the subject they may be reluctant to ask questions or become embarrassed about the subject.
  
- Make sure you encourage your child to ask any questions they may have. After you have finished your talk make sure your child knows that they can ask you questions later. Often children will reflect on what they have heard and will develop other questions.
  
- Be real with your child. Your child may draw conclusions such as “mommy and daddy must have had sex in order for me to be born.” Don’t be embarrassed by this but affirm the truth. You may have to help your child understand what is appropriate to talk about (with others) and what isn’t but questions should always be responded to gently—even if you decline to answer.
  
- Look through this guide before making the talk. Depending on your child you will want to add things or adjust some things.

Daniel Altimus

© 2011